

VENTS RO Series



Axial decorative fans for exhaust ventilation with air flow up to 217 m³/h

Application

- Continuous or periodic exhaust ventilation of bathroom, showers, kitchens and other utility spaces.
- Ventilation shaft mounting or duct connection.
- Low to medium air flow motion for short distances at low air resistance.
- Compatible with Ø 100, 125 and 150 mm air ducts.

Design

- Modern design and aesthetic look.
- The casing and the impeller are made of high-quality durable ABS plastic, UV resistant.
- The intellectual impeller design makes the fan efficiency high and the service life long.
- Protection rating IP34.

Motor

- Reliable and low-watt electric motor.
- Designed for continuous operation and requires no maintenance.
- Equipped with overheating protection.

Modifications and options



RO K – fan is equipped with a backdraft damper for back flow preventing.



RO L – the motor is equipped with ball bearings for long service life (appr. 40 thousand hours) and fan mounting at any angle. The bearings are maintenance-free and contain enough grease for the entire operating period.



RO turbo – high-powered motor.



RO 12 – modification with low-voltage motor. 12 V AC power supply.



RO T – equipped with a regulated timer with the operating time from 2 to 30 minutes.



RO TH – equipped with a timer with the operating time from 2 to 30 minutes and a humidity sensor with the threshold value from 60 to 90 %.



RO V – equipped with a pull cord switch.



RO VT – equipped with a pull cord switch and a regulated timer with the operating time adjustable from 2 to 30 minutes.



RO VTH – equipped with a pull cord switch, regulated timer with the operating time adjustable from 2 to 30 minutes and a humidity sensor with the operating threshold range from 60 to 90 %.

Control

Manual:

- The fan is controlled by a room light switch. It is not included in the delivery set.
- The fan is controlled by the built-in pull cord switch **V**. Not applied in case of ceiling mounting.
- Speed control is possible through a thyristor speed controller (see Electrical Accessories). Several fans may be connected to the same controller. Speed controllers can not be connected to the fans with T, TH, TP, VT, VTH modifications.

Automatic:

- By the **BU-1-60** electronic control unit (see Electrical Accessories). The control unit is supplied separately.
- By the **T** timer (the built-in turn-off delay timer enables the fan operation within 2 to 30 minutes after the fan switching off).
- By the humidity sensor and the **TH** timer (if the humidity level in the room exceeds the sensor threshold value adjustable within 60-90 %, the fan switches automatically on and operates until the humidity level drops to the standard level, after that the fan continues operating within the time period according to the timer setting, then it shuts down).

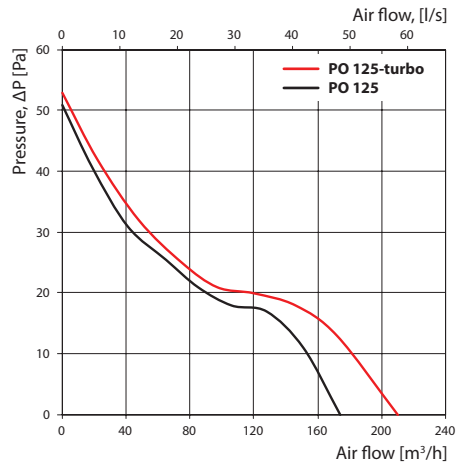
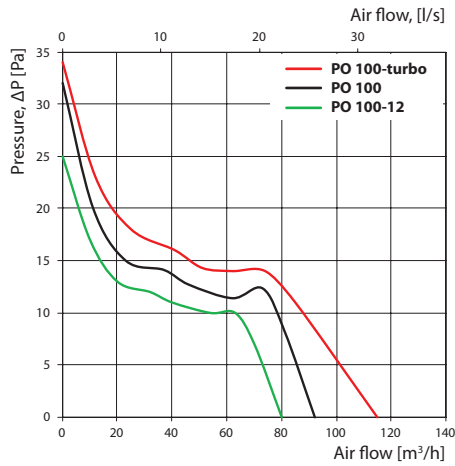
Mounting features

- The fan is mounted directly into the ventilation shaft.
- In case of remote location of the ventilation shaft, flexible air ducts may be used. The air duct is connected to the fan exhaust flange through a clamp.
- Fixed to the wall by means of screws.
- Suitable for ceiling mounting.
- To connect a fan with a 12 V low voltage motor to 220 V/50 Hz power mains, it is necessary to purchase a step-down transformer (e.g. the TRF 220/12-25 transformer).

Accessories



Aerodynamic characteristics



Technical data

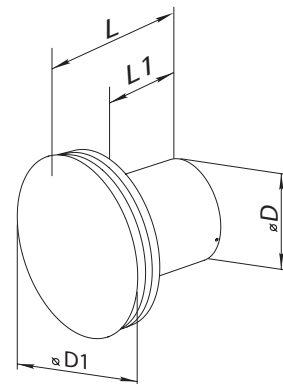
Model	Frequency [Hz]	Voltage [V]	Power consumption [W]	Current [A]	RPM	Maximum air flow [m ³ /h]	Sound pressure level at 3 m [dBA]	Weight [kg]
VETNS RO 100	50/60	220-240	14	0.090	2300	92	33	0.60
VETNS RO 100-turbo	50/60	220-240	16	0.121	2500	115	37	0.68
VETNS RO 100 12	50	12	14	1.650	2100	80	32	0.59
VETNS RO 125	50/60	220-240	16	0.117	2400	174	35	0.74
VETNS RO 125-turbo	50/60	220-240	17	0.132	2500	217	37	0.84

Mounting example



Overall dimensions

Model	Dimensions [mm]			
	Ø D	Ø D1	L	L1
VETNS RO 100	100	172	121	88
VETNS RO 125	125	172	122	88



Certificates



The fans meet the applicable safety and electromagnetic compatibility standards.